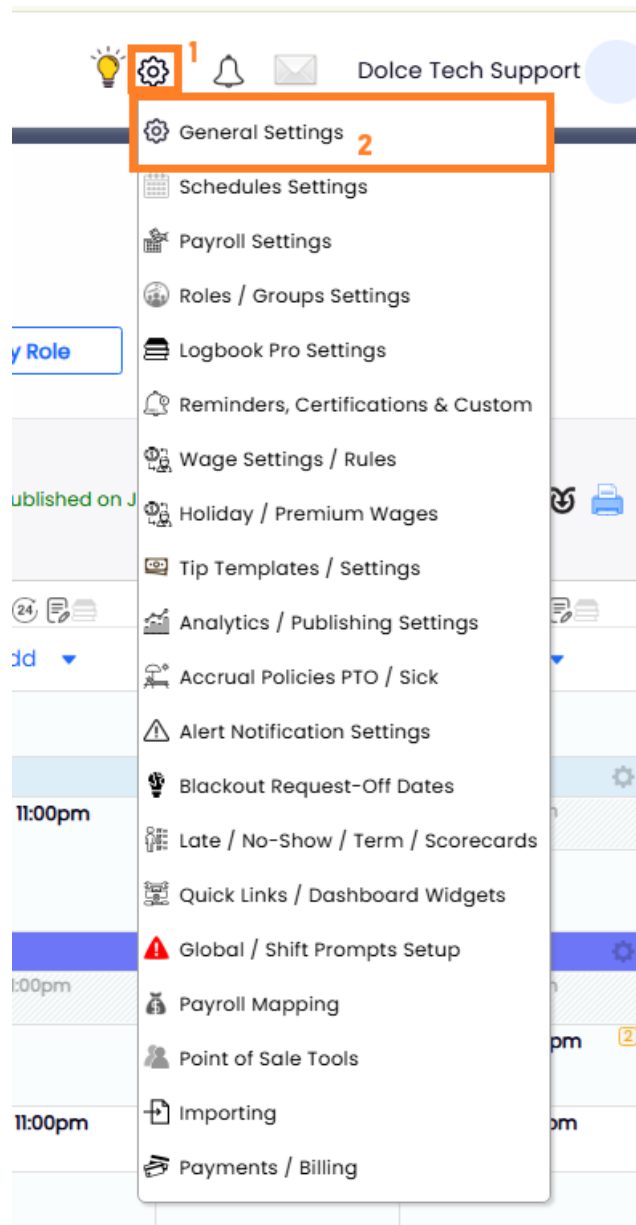


Company Logo & Name

Last Modified on 01/21/2026 12:53 pm MST

To change your company name and logo in Teamwork, please follow the steps below.





Go to **General Settings** from the **Gear Wheel** in the top right.



Under **Company Information**, use the **Company Name** to change your Teamwork Account name and **Upload a company logo** to upload the logo of your business.

Teamwork

[Dashboard](#) [Schedules](#) [Employees](#) [Reports](#) [Share Files](#)

    [Dolce Tech Support](#)

Company Information

Company Name

My Restaurant Name

Subdomain

myrestaurant

☐ Test Company

☐ Express Company

Google Calendar Employee Shift Presentation

Display Name


☐ Show Schedule Name

Access URL

<https://myrestaurant.dolceclock.com>
<https://www.dolceclock.com/company/myrestaurant>

Upload a company logo

Allowed file types: .jpg, .png, .webp
Maximum size: 5000kb


[Browse](#)
or drag image

Save Company Information

Remember to click **Save Company Information** at the bottom of the page to save all the changes.

Save Company Information