

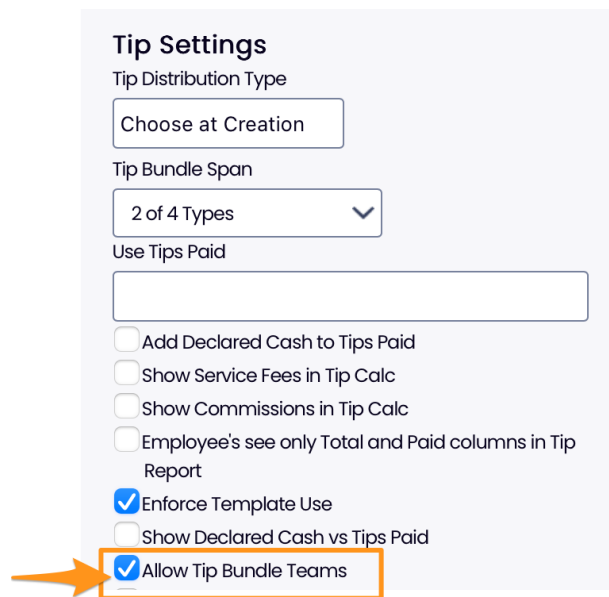
Building Teams in Teamwork

Last Modified on 09/27/2023 11:45 pm MDT

Use case examples:

- Servers working in Teams that are determined ad hoc
- Servers tipping a specific Bar, ie Service Bar or Main Bar, determined ad hoc

The Teams function is engaged in Gearwheel Menu > General Settings > Schedule Settings (the schedule where tips are run from)



Tip Settings

Tip Distribution Type
Choose at Creation

Tip Bundle Span
2 of 4 Types

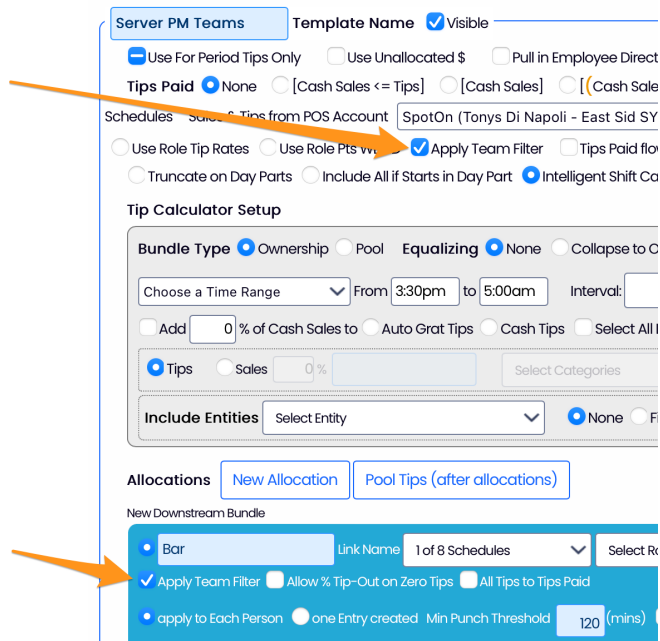
Use Tips Paid
[Empty Input Field]

- Add Declared Cash to Tips Paid
- Show Service Fees in Tip Calc
- Show Commissions in Tip Calc
- Employee's see only Total and Paid columns in Tip Report
- Enforce Template Use
- Show Declared Cash vs Tips Paid
- Allow Tip Bundle Teams

An orange arrow points to the 'Allow Tip Bundle Teams' checkbox, which is also enclosed in an orange rectangular box.

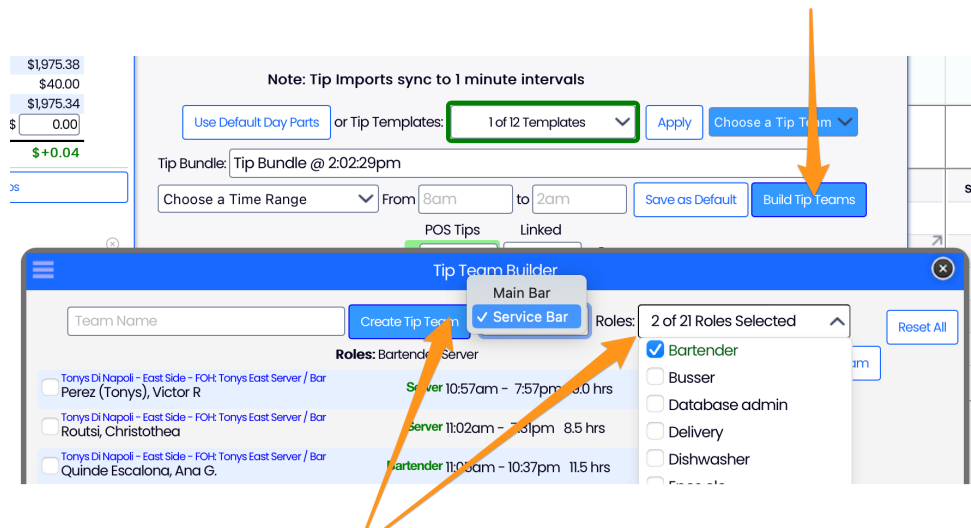
Tip Template Setup

- Check the Apply Team Filter checkbox for the groups where where the Team Filter should apply
- In the example below, Servers will be able to be tip out specific bartender teams
- Tip outs that should NOT be tied to a filter can simply be left unchecked

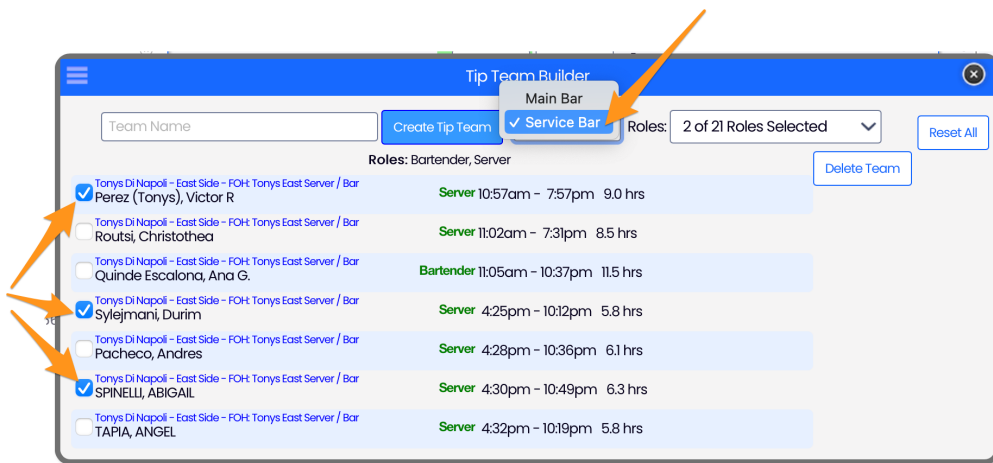


From the Run Tips module, define Team Names as follows

- Press Build **Tips Teams**
- Create team names and press **Create Tip Team**
- Select the Roles which are to be included in creating teams, in this case Servers and Bartenders, as shown below
- NOTE: Once created, the team+role definitions are saved and can be re-used without re-creating

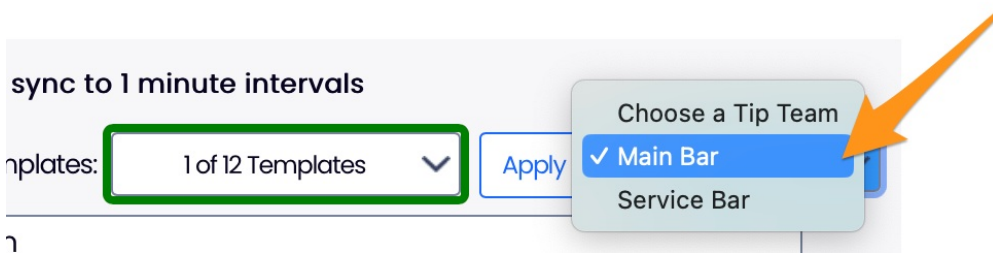


Once team names + roles have been defined, employees can be assigned to the various teams



To run tips, select the Template as normal, but choose a Team prior to running the template

- In the example below, the server template would be run two times, one for Main Bar, and one for Service Bar



7